

# attrito

Bernardo Barros

Text: "Attrito" by Giuseppe Ungaretti, from "L'allegria - Il porto sepolto".

1  =57

**3**  
**8**



**1**

**3**  
**8**



**3**  
**16**

**3**  
**8**



**1**

**3**  
**8**

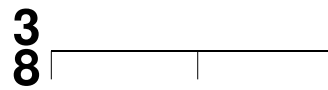


**1**

**3**  
**8**



**3**  
**8**



**3** **2**  
**8**



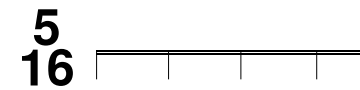
**5**  
**16**



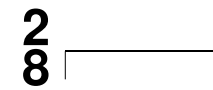
**5**  
**16**



**5**  
**16**




**2**  
**8**



Viola



Pass the bow on the side of the bridge, next to the first string.  
NOT on the on top of the bridge!  
The bow should be parallel to the direction of the strings.  
The resulting sound should be a very high-pitched and soft sound.  
Improvise around this sound and dynamic range.

*ppp* ↔ *mp* 

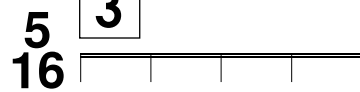
**7**  
**16**



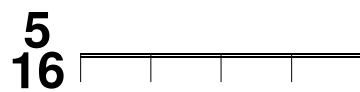
**5**  
**16**



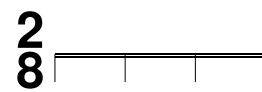
**5** **3**  
**16**



**5**  
**16**




**2**  
**8**



**3**  
**8**




**3**  
**8**



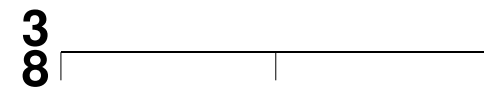
Gradually (really slowly), after exploring the initial sonority,  
position the bow toward the top of the bridge, just above the  
bridge, without a pitch. At this point also mute the strings with  
the left hand and prepare for the next action.

**4**  
**8**

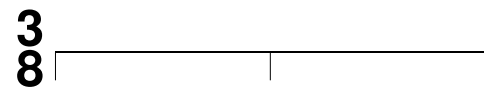


**4**


**3**  
**8**



**3**  
**8**



**5**

 =64

**7**  
**16**



with muted strings and the bow over the bridge,  
improvise gestures that alternate between the strings

*ppp*

3  
8

4  
8

Sharp cut  
3  
8 6

2  
8

vin/vla

7  
16

5  
16

2  
8 G.P.

7 ♩=64 with assurance  
5  
16

vin/vla

5  
8

9  
8

7  
16

8 senza tempo

vin/vla

Independently microtonal glissandi for each string. Alternate III and IV according to rhythm.

↓  
2  
8

senza tempo

↓  
3  
16

senza tempo

3  
8

4  
8

vin/vla

II mst  
III

ppp

psp

3:2

senza tempo

9  
4  
8

6  
8

vin/vla

muta violin

pppp ↔ pp

1  
8

4  
8

5  
8

6  
8

vin/vla

[pst]

IV

III

[psp]

[pst]

pp

mf

p

5  
8

1  
16

5  
8

10

vin/vla

II F<sub>2</sub> corresponds to harmonic node 2/5

ppp

7  
8

2  
8

5  
8

Violin/Viola part, measures 7-8. The staff begins with a 5:4 time signature. A key signature change to D major (F#) is indicated. The music continues with an 11:8 time signature and concludes with a 3:2 time signature. Dynamics include *mf*.

3  
8

6  
8

Violin/Viola part, measures 3-6. The staff begins with a 4:3 time signature, followed by 9:8 and 7:6. A 'pst' marking is present. Dynamics include *pp* and *mf*.

6  
8

5  
8

Violin/Viola part, measures 6-5. The staff includes time signatures 7:6, 7:8, 5:4, 3:2, and 7:6. Dynamics include *p* and *mf*.

11

9  
8

5  
8

Violin/Viola part, measures 11-9. The staff includes time signatures 14:9, 7:4, 3:2, and 3:2. Dynamics include *p* and *pp*.

4/8      3/8      7/16      5/8      5/8      1/16      11/16      5/8      3/8

12 senza tempo  
attaca electroni

transducer attached to the instrument  
playing audio files, follow cues for each file

cue 1

cue 2

vin/vla

13/48

♩ = 57

vin/vla

3:2

pp

6/8

4/8      senza tempo      9/16      3/16

vin/vla

9:8

p      mf      p      mf      f

7/8 senza tempo

3/8      9/16

vin/vla

pp

senza tempo

5  
8

vin/via

senza tempo

1  
8

senza tempo

1  
8

vin/via

7  
8

♩=57

3  
8

vin/via

senza tempo

6  
8

senza tempo

movement between half-harmonic and harmonic finger pressure

*psp*

*pp*

vin/via

senza tempo

3  
8

♩=51

5  
8

4  
8

senza tempo

*mst* unstable and rough

*pp* ↔ *mp* etc

5:4 3:2

*f* *p*

11  
8

vin/via

senza tempo

5  
8

senza tempo

vin/via

5  
16

2  
8

4  
8

senza tempo

G.P.  
ca. 45 seconds

vin/vla

Musical notation for the first system, featuring a treble clef and various dynamic markings and performance instructions. The notation includes a series of notes with slurs and dynamic markings such as *ff*, *mp*, *ff*, *mp*, and *p*. Above the staff, there are performance instructions: *6:5* with a curved line, *5:4* with a curved line, and *psp* with a double bar line. There are also several black dots with arrows pointing to specific notes or groups of notes.

5  
8

senza tempo  
ca. 2 minutes

vin/vla

Musical notation for the second system, consisting of a single treble clef staff that is mostly empty, with a few notes at the beginning and a double bar line near the end.